





H AYUNTAMIENTO MUNICIPAL CONSTITUCIONAL
CHILPANCINGO DE LOS BRAVO, GUERRERO
CALENDARIO DE INGRESOS
Ejercicio Fiscal 2019





	Anual	Enero	Febrero	Marzo	Abril	Mayo	Junio	Julio	Agosto	Septiembre	Octubre	Noviembre	Diciembre
Total	728,590,120.74	63,927,410.01	63,927,410.01	63,927,410.01	63,927,410.01	63,927,410.01	63,927,410.01	63,927,410.01	63,927,410.01	63,927,410.01	63,927,410.01	44,658,010.33	44,658,010.33
Impuestos	67,420,764.93	5,618,397.08	5,618,397.08	5,618,397.08	5,618,397.08	5,618,397.08	5,618,397.08	5,618,397.08	5,618,397.08	5,618,397.08	5,618,397.08	5,618,397.08	5,618,397.08
Impuestos sobre los ingresos	3,337.20	278.10	278.10	278.10	278.10	278.10	278.10	278.10	278.10	278.10	278.10	278.10	278.10
Impuestos sobre el patrimonio	43,410,136.92	3,617,511.41	3,617,511.41	3,617,511.41	3,617,511.41	3,617,511.41	3,617,511.41	3,617,511.41	3,617,511.41	3,617,511.41	3,617,511.41	3,617,511.41	3,617,511.41
Accesorios	996,494.79	83,041.23	83,041.23	83,041.23	83,041.23	83,041.23	83,041.23	83,041.23	83,041.23	83,041.23	83,041.23	83,041.23	83,041.23
Impuestos Adicionales	16,405,415.64	1,367,117.97	1,367,117.97	1,367,117.97	1,367,117.97	1,367,117.97	1,367,117.97	1,367,117.97	1,367,117.97	1,367,117.97	1,367,117.97	1,367,117.97	1,367,117.97
Impuestos no comprendidos en las fracciones de la Ley de Ingresos causadas en ejercicios fiscales anteriores pendientes de liquidación o pago	6,605,380.39	550,448.37	550,448.37	550,448.37	550,448.37	550,448.37	550,448.37	550,448.37	550,448.37	550,448.37	550,448.37	550,448.37	550,448.37
Derechos	24,021,684.72	2,001,807.06	2,001,807.06	2,001,807.06	2,001,807.06	2,001,807.06	2,001,807.06	2,001,807.06	2,001,807.06	2,001,807.06	2,001,807.06	2,001,807.06	2,001,807.06
Derechos por el uso, goce, aprovechamiento o explotación de bienes de dominio público	5,196,382.96	433,031.91	433,031.91	433,031.91	433,031.91	433,031.91	433,031.91	433,031.91	433,031.91	433,031.91	433,031.91	433,031.91	433,031.91
Derechos a los hidrocarburos													
Derechos por prestación de servicios	17,656,210.56	1,471,350.88	1,471,350.88	1,471,350.88	1,471,350.88	1,471,350.88	1,471,350.88	1,471,350.88	1,471,350.88	1,471,350.88	1,471,350.88	1,471,350.88	1,471,350.88
Otros Derechos	1,169,091.20	97,424.27	97,424.27	97,424.27	97,424.27	97,424.27	97,424.27	97,424.27	97,424.27	97,424.27	97,424.27	97,424.27	97,424.27
Productos	1,540,907.76	128,408.98	128,408.98	128,408.98	128,408.98	128,408.98	128,408.98	128,408.98	128,408.98	128,408.98	128,408.98	128,408.98	128,408.98
Productos de tipo corriente	1,349,602.42	112,466.87	112,466.87	112,466.87	112,466.87	112,466.87	112,466.87	112,466.87	112,466.87	112,466.87	112,466.87	112,466.87	112,466.87
Productos de capital	191,305.33	15,942.11	15,942.11	15,942.11	15,942.11	15,942.11	15,942.11	15,942.11	15,942.11	15,942.11	15,942.11	15,942.11	15,942.11
Aprovechamientos	5,493,785.16	457,815.43	457,815.43	457,815.43	457,815.43	457,815.43	457,815.43	457,815.43	457,815.43	457,815.43	457,815.43	457,815.43	457,815.43
Aprovechamientos de tipo corriente	5,493,785.16	457,815.43	457,815.43	457,815.43	457,815.43	457,815.43	457,815.43	457,815.43	457,815.43	457,815.43	457,815.43	457,815.43	457,815.43
Aprovechamientos de capital													
Participaciones y Aportaciones	630,112,978.17	55,720,981.46	55,720,981.46	55,720,981.46	55,720,981.46	55,720,981.46	55,720,981.46	55,720,981.46	55,720,981.46	55,720,981.46	55,720,981.46	36,451,581.78	36,451,581.78
Participaciones	221,341,340.83	18,445,111.74	18,445,111.74	18,445,111.74	18,445,111.74	18,445,111.74	18,445,111.74	18,445,111.74	18,445,111.74	18,445,111.74	18,445,111.74	18,445,111.74	18,445,111.74
Aportaciones	363,096,536.54	33,469,611.32	33,469,611.32	33,469,611.32	33,469,611.32	33,469,611.32	33,469,611.32	33,469,611.32	33,469,611.32	33,469,611.32	33,469,611.32	14,200,211.65	14,200,211.65
Ingresos por Venta de Gasolina y Diesel	33,275,975.21	2,772,997.93	2,772,997.93	2,772,997.93	2,772,997.93	2,772,997.93	2,772,997.93	2,772,997.93	2,772,997.93	2,772,997.93	2,772,997.93	2,772,997.93	2,772,997.93
Convenios	12,999,125.59	1,033,260.47	1,033,260.47	1,033,260.47	1,033,260.47	1,033,260.47	1,033,260.47	1,033,260.47	1,033,260.47	1,033,260.47	1,033,260.47	1,033,260.47	1,033,260.47

ALTORZO
 LIC. ANTONIO CASAR BELTRAN
 PRESIDENTE MUNICIPAL
 PRESIDENCIA

ELABORO
 LIC. GURI CARMEN SUZAGA HUERTA
 SECRETARIA DE FINANZAS Y ADMINISTRACION
 SECRETARIA DE FINANZAS Y ADMINISTRACION

VOBO
 LIC. VIANEY CASTORENA TENORIO
 PRIMER SINDICA
 CONTRALORIA INTERNA MUNICIPAL